



Framework for National Reopening

FRAMEWORK
October 2020

Objective | Build on the ‘3-Step Framework for a COVIDSafe Australia’, to nationally reopen to a state of ‘COVID Normal’, wherever it is safe to do so, by December 2020

Open Australia

While restrictions put in place through 2020 have operated to slow the spread of COVID-19. But the Australian community and industry have been heavily impacted by these limitations.

The aim of this framework is to provide consideration and guidance for a reopening of Australia whilst managing the health impacts and severity of COVID-19.

It is acknowledged that states and territories have the decision making authority in relation to public health measures. The national strategy is suppression with a goal of no community transmission.



For more information on the current health advice, refer to Page 4

Table of contents

Key principles	Page 3
Pillars to support a COVIDSafe Australia	Page 3
Best practice health components	Page 4
Impacts of restrictions on industry	Page 5
COVIDSafe Plan in place	Page 6
Industry preparedness, restrictions and risk mitigation for business	Page 7
Proposed steps and timings summary	Page 8
Proposed new three step framework	Page 9
Advice on next steps	Page 10
Appendix A: Common Operating Picture	Page 11

“Quarantine constitutes a **first line** of defence in preventing the importation of COVID-19. While the quarantine system should be managed to limit breaches, the robustness of elements of the **second line** of defence (testing, contact tracing in the community) are also crucial as it will not be possible to manage a quarantine system that is completely error free. And must be backed by a **third line** of defence – physical distancing, hygiene and health system capacity.”

- National Review of Hotel Quarantine, 2020

PILLARS TO SUPPORT A COVID NORMAL AUSTRALIA

Physical distancing (1.5m), maintaining good hand hygiene, staying home if unwell and getting tested for COVID-19 if symptomatic

Outbreaks are managed through a swift public health response, in line with advice from the Australian Health Protection Principal Committee



All businesses have a COVIDSafe Plan in place

Removal of domestic border restrictions to facilitate free movement of people and freight consistent with the virus suppression strategy and local health advice.

PROTECTING THE WELLBEING, HEALTH AND SAFETY OF ALL AUSTRALIANS.

KEY PRINCIPLES

Measures that are proportionate | Use of COVIDSafe plans, effective testing and contact tracing, strong guidance to individuals around their responsibilities, and targeted restrictions, including around gatherings and activities. Response measures and decisions are proportionate to the risk of harm and transmission, with a commitment to a nimble, targeted and localised response as informed by clear health advice, data and modelling.

Consistent approach | Commit to a national approach between state and territory jurisdictions to the opening up of the economy and removing border restrictions, while continuing to implement the agreed COVID-19 suppression strategy, towards the goal of no community transmission.

Protect national wellbeing | Decision making accounts for minimising displacement of workers and long-term damage to career paths, and considers the long term effects on mental health and wellbeing due to unemployment, social isolation and the protracted pandemic.

Well communicated | Community expectations are managed through clear communication of risk, balanced with messages to increase public confidence where risk is low. Ensure the public (with attention to culturally and linguistically diverse communities) and business understands and complies with the rules through consistent and timely messaging, targeted government support and appropriate enforcement.

Support confidence to allow economic activity to continue and/or restart | Support economic activity through community and consumer confidence. Ensure businesses understand their obligations to manage the health and safety risks that their operations present, and build business confidence and adaptive capacity through the recovery.



States and territories have the decision making authority in relation to public health measures.

The national strategy is suppression with a goal of no community transmission.

BEST PRACTICE HEALTH COMPONENTS FOR AN UPDATED COMMON OPERATING PICTURE BY END OF NOVEMBER 2020 (See Appendix A for example COP)

1. Surveillance

A streamlined system of daily reporting of cases and clusters *

Robust epidemiological data around cases and clusters *

Routine wastewater testing to identify undetected disease in a mix of regional and metropolitan areas *

Data for the Common Operating Picture (COP) and revision of metrics to inform the response *

AHPPC monthly review of innovative and novel testing platforms, including international experience and published literature to enable setting-appropriate detection of disease

2. Quarantine and isolation

Best practice quarantine and isolation practices in line with the findings of the Halton review

Daily epidemiological data about individuals and disease detected in quarantine *

3. Testing and contact tracing

Continue communication strategies to encourage testing uptake to detect disease in people with acute respiratory illness *

Enable a surge laboratory capacity of 3 tests per 1000 population per day

Measure test turnaround times and respond as suitable to delays of over 2 days

Detect all chains of transmission by contact tracing down stream and upstream contacts with all close contacts notified within 2 days*

4. Outbreak responsiveness

Rapid deployment of skilled outbreak management teams *

Plans to scale up the response *

Support detection of disease outside of the immediate response zone e.g. local government areas or local health networks

Ensure an embedded Aged Care Response Centre in each jurisdiction

* Note: Halton and Finkel reviews are subject to separate National Cabinet considerations.

There is an ongoing and potentially increased risk of introduction of COVID-19 from overseas. In addition to strong quarantine and isolation, we need ongoing cooperation of the public to undertake activities in a COVIDSafe manner and to continue to present for testing. Australia's response and continued work is based on the science and evidence around transmission of the disease. To be COVIDSafe requires continuous evaluation of the effectiveness and implementation of the plans. Measures to identify and manage localised outbreaks should be driven by public health advice, with a focus on vulnerable populations such as indigenous communities, aged care and people with a disability.

NATIONAL IMPACTS OF COVID RESTRICTIONS ON AUSTRALIAN INDUSTRY – as at 30 September 2020

The following provides a snap shot of the sectors that have been severely impacted by the implementation of COVID-19 restrictions., including border restrictions, limits on business and social distancing measures. While COVID-19 continues to have significant impacts on Australian businesses, these impacts continue to evolve in response to changes in restrictions and policy announcements including the Federal Budget. This does not form part of the framework and is for context only.

Industry impacts vary across jurisdictions.



Sticking to National Cabinet's Three Step framework, managing health risks effectively and supporting the economy

- National Cabinet's May 2020 *3 Step Framework for a COVIDSafe Australia* was based on public health advice and intended to mitigate the significant risk of COVID-19 and has informed this framework.
- There are widespread concerns from industry that inconsistencies between state/territory approaches to reopening continue to destabilise businesses and consumers.
- These sectors are crucial enablers and have economic links with other activities – restrictions impacting them will hit the supply chain downstream and upstream.

Sectors **CRITICALLY AT RISK** from COVID-19 restrictions.



Aviation at major airports is down more than **95 per cent** on pre-COVID levels



Non-food sales in Victoria up to **65 per cent lower** than a year ago. Melbourne's main **retail** location vacancy rates are **50 per cent higher** than two years ago.



126,000 arts, sports and entertainment services workers are expected to lose their jobs.



Australia's **universities** are forecast to have significant impact to revenue due to the fall in international student tuition fees and other income.



The number of **tourism** industry jobs fell by 109,000 over the year to 611,700 in the June quarter. This is the lowest number of tourism jobs since 2014.

Sectors **AT RISK** from COVID-19 restrictions.




Independent **food and beverage** retailers expected to reduce service levels by up to **65.4 per cent**.



Hospitality industry expects **30 per cent** of businesses will close permanently this year.



The **manufacturing** sector continues to be dependent on recovery in other sectors, particularly construction. Demand is expected to be down **15 per cent** nationally.



The COVID-19 pandemic could cut demand for **housing** in Australia by between 129,000 and 232,000 dwellings over the next three years.



Many **small businesses** operating on extremely slim cash reserves, with funds for **three months or less**.

COVIDSafe PLAN IN PLACE

Workplaces **must** meet the relevant COVIDSafe planning and implementation obligations of state and territory jurisdictions. Each jurisdiction has published approaches on their respective websites for either a COVIDSafe Plan or COVID Safety Plan, noting these are functionally the same.

Generally, COVIDSafe Plans set out how workplaces are prepared to protect staff and customers to prevent infection, respond to a COVID-19 case and business recovery. Plans should address the advice of Safe Work Australia regarding identifying and controlling infection hazards, assessing and controlling risks, and case-notification steps. Work health and safety requirements depend on workplace circumstances and state and territory regulations, but should address:



- a specific COVID-19 risk assessment and implementation of measures to manage identified risks
- information on requirements for physical distancing and measures to ensure appropriate distancing
- guidance on how workers and others can maintain good hygiene in the workplace
- guidance on cleaning and disinfecting the workplace to protect workers and others from the risk of exposure to COVID-19.

Industry-specific guidance that may assist with determining the risks of COVID-19 is available from [Safe Work Australia](#). Each jurisdiction provides information on their website by industry.

Safety practices can mitigate the need for restrictions where local conditions allow

Where risks can be managed through health and safety practises (COVIDSafe Plans), costlier action is needed less.

If state and territory health authorities judge COVIDSafe Plans not enough for certain activities, tailored 'High Risk COVIDSafe Plan' requirements could impose stricter standards while still allowing safe businesses open their doors.

Strong testing and contact tracing systems and outbreak management, increase our capacity to identify and handle cases of community transmission.

INDUSTRY PREPAREDNESS, RESTRICTIONS AND RISK MITIGATION ACTIVITIES FOR BUSINESS

COVIDSafe Plans



All jurisdictions have requirements for either a COVIDSafe Plan or a COVID Safety Plan for businesses. Requirements vary by jurisdiction including specific industry plans, digital registrations, templates, fact sheets or flexible to pre-defined criteria and COVID Marshals. A high level summary is provided below. The role of industry in supporting the national strategy is critical.

COVID Industry preparedness by jurisdiction

The information below summarises each jurisdiction's approach. There are no metrics on the number of plans created/endorsed by each state/territory.

Victoria | From 13 September 2020, it is mandatory for every Victorian business to have a COVID Safe Plan. High Risk industries must create a 'HIGH RISK COVIDSafe plan'. [Link](#)

NSW | The NSW government provides sector based guidance, including checklists, for COVID Safety Plans for business. [Link](#)

QLD | The QLD government provides approved sector based COVIDSafe Industry Plans including checklists and roadmap. [Link Roadmap](#)

ACT | The ACT government provides guidance for COVID Safety Plans for business. The ACT does not require the use of a standard template when developing their COVID Safety Plan. [Link](#)

SA | The SA government provides guidance and online submissions. [Link](#)

NT | The NT government provides guidance for COVID Safety Plans for business including checklists. [Link](#)

WA | The WA government provides guidance including sector specific information. [Link](#)

TAS | The TAS government provides guidance for COVID Safety Plans for business including checklists. [Link](#)

Businesses operating under a COVIDSafe plan should be **unrestricted** outside standard capacity or density caps. Activities are limited/restricted based on highest-risk and lowest economic impact, with input from evidence-based health advice and industry consultation.

Activities and venues identified in the [AHPPC statement on very high risk environments](#) may **continue to be restricted** including:

- night clubs
- dance venues and events
- large unstructured outdoor events, such as:
 - music festivals
 - food festivals
 - schoolies graduation festivals
 - carnivals
 - some community sporting events
 - other unticketed spectator events

Please refer to Page 10 for further information.

Community **and industry communications strategies** should be developed that considers consistency with previous public messaging and includes the below considerations regarding ongoing business activity.

A staged reopening can expand the role of safety practices over time. Industry will be critical to self regulating and enforcing their COVIDSafe plans in order to operate.

This risk-based framework is a consistent approach that can adapt to changing circumstances and tolerance for risk. As we move through the steps, COVIDSafe plans and risk assessments can become the benchmark for activities that were previously specifically restricted. Equally, should outbreaks emerge, tailored plans or restrictions may be needed for higher-risk activities in these places.

Certain activities will continue to require targeted requirements beyond COVIDSafe plans during this reopening phase based on assessed risk.

Freight protocol

The [Freight Movement Protocol](#) and [Code](#) should continue to apply when border controls are in place. Changes to border control measures will influence the application of the enforceable measures contained in the Freight Protocol and Code.

State and territory jurisdictions are responsible for enforcement of the measures included in the Code and are likely to reduce or remove measures when border controls are removed. While variation to the Freight Movement Protocol and Code is likely, there is an enduring role in ensuring national consistency for freight when releasing restrictions.

PROPOSED STEPS AND TIMINGS - SUMMARY

Regional responses that are more restrictive may apply for localised outbreaks. This framework is intended to apply **only** to areas that are not being treated under other conditions in response to an outbreak requiring health intervention. Health imposed restrictions will supersede any step in this framework for the defined region.

All steps are subject to change based on expert health advice. States and territories can implement changes based on their COVID-19 conditions, however steps should be sequential.

All operating businesses must have a COVIDSafe Plan | Physical distancing at 1.5 metres | Stay at home if unwell | Effective testing and contact tracing | Frequent cleaning and disinfection | COVIDSafe Plan auditing

STEP 1: Limiting group interactions and movement

New locally acquired cases indicator on the Common Operating Picture is green for 14 days AND <3 cases in either high transmission settings or hard to reach populations.

Work	Work from home if able.
Gatherings	Occupancy of venues, indoor and outdoor gatherings, and events are capacity limited to specific numbers.
Travel	Free movement between areas with no community transmission of COVID-19 should be permitted.

Step aligns with the Third Step within the Victorian [Coronavirus \(COVID-19\) roadmap to reopening](#). It will currently only apply to Victoria as other jurisdictions have already progressed beyond this step. Including another step between Step 1 and 2 in this framework is at the discretion of the jurisdiction's local health advice.

STEP 2: Larger gatherings, more movement

New locally acquired cases indicator on the Common Operating Picture is green for 14 days AND no cases in either high transmission settings or hard to reach populations

Work	Work from home if and where it suits you and your employer.
Gatherings	Occupancy of venues and gatherings are limited to one person per two or four square metres (as determined by the jurisdiction).
Travel	Removal of domestic borders - Free movement between areas with no community transmission of COVID-19 should be permitted. Initial international student and seasonal worker pilots underway.

Jurisdictions who are beyond the restrictions outlined in Step 2 and have no COVID-19 cases are not expected to step back into further restrictions as a result of this framework.

STEP 3: COVID NORMAL

All indicators on the Common Operating Picture are green for 14 days

Work	Return to your workplace (unless otherwise advised by public health advice).
Gatherings	People should maintain social distancing of 1.5 metres and stay at home if unwell and get tested. Some density limits will remain for events and large venues.
Travel	Interstate travel is open and there are no domestic border restrictions in place. International travel partnerships and pilot programs in place. Quarantine free international travel between New Zealand and other low risk international partners.

PROPOSED NEW 3 STEP PLAN TO SUSTAIN A COVID NORMAL AUSTRALIA

STEPS RELY ON THE EFFECTIVE IMPLEMENTATION OF HEALTH ADVICE, LOCAL EPIDEMIOLOGICAL DATA AND INDIVIDUAL OUTBREAK MANAGEMENT AND ARE SUBJECT TO STATE AND TERRITORY COVID-19 CONDITIONS

All operating businesses must have a COVIDSafe Plan | Physical distancing at 1.5 metres | Stay at home if unwell | Effective testing and contact tracing | Frequent cleaning and disinfection

Gatherings and Work	Education and Childcare	Retail and Sales	Cafes and Restaurants	Entertainment and Amusement Venues	Sport and Recreation	Accommodation	Weddings, Funerals and Religious Services	Hair and Beauty Services	Domestic Travel	International Travel
---------------------	-------------------------	------------------	-----------------------	------------------------------------	----------------------	---------------	---	--------------------------	-----------------	----------------------

STEP 1: Limiting group interactions and movement

Outdoor gatherings of up to 10 people	Child care centres open	Retail stores open	May open and seat up to 10 patrons at one time	Outdoor venues and events subject to pre-approved plans	Outdoor contact and non-contact sport for 18 years and under	All accommodation venues open	Weddings may have up to 10 guests in addition to the couple and the celebrant	Hairdressers and barber shops open and record contact details	Free movement between areas with no community transmission of COVID-19 should be permitted	International borders are closed Entry by exception
Up to 5 visitors at home in addition to normal residents	Primary and secondary schools open as per state and territory plans	Retail stores and shopping centre managers have COVIDSafe plans	Need to maintain an average density of 4 square metres per person	All indoor venues remain closed	Outdoor non-contact sport only for adults, with gathering and density limits	Outdoor gatherings of up to 10 people	Funerals may have up to 20 mourners indoors and 30 outdoors	Beauty therapy and massage therapy venues, saunas and tattoo parlours remain closed	National freight movement is supported	
Work from home if able	Universities/technical colleges to increase face-to-face where possible and prioritise hands-on, skills based learning	Auctions can have gatherings of up to 10 outdoors, recording contact details. Private inspections by appointment only	Food courts are to remain closed to seated patrons	Venues record contact details of all patrons for tracing purposes	Outdoor fitness for 10 people	Up to 5 visitors at specified accommodation in addition to normal residents	Religious gatherings may have up to 10 attendees			
Avoid public transport in peak hour			Venues record contact details of all patrons for tracing purposes		Venues record contact details of all patrons for tracing purposes	Venues record contact details of all patrons for tracing purposes	Every gathering records contact details			

STEP 2: Larger gatherings, more movement

All gatherings adhere to 2 or 4 square metre rule	Primary and secondary schools open as per state and territory plans	Retail stores open	All venues, including food courts, are open for dining adhering to the 2 or 4 square metre rule	To remain closed: activities and venues identified in the AHPPC statement on very high risk environments	All events and venues are open with social distancing of 2 or 4 square metres where possible	All accommodation venues open, gatherings at venues adhere to 2 or 4 square metre rule	Adhere to 2 or 4 square metre rule, stay home if unwell and get tested	All establishments allowed to open, adhering to 2 or 4 square metre rule	Removal of domestic border restrictions	Initial international student and seasonal worker pilots underway
Work from home if and where it suits you and your employer.	Universities/technical colleges to increase face-to-face where possible and prioritise hands-on, skills based learning	Retail stores and shopping centre managers have COVIDSafe plans	Venues record contact details of all patrons for tracing purposes	All other venues are open with social distancing of 2 or 4 square metres where possible	Events are ticketed, venues record contact details of all patrons	Accommodation venues record contact details of all patrons for tracing purposes	Every gathering records contact details	Record contact details	Free movement between areas with no community transmission of COVID-19 should be permitted	
Avoid public transport in peak hour		Auctions/open homes can have gatherings in accordance with 2 or 4 square metre rule, recording of contact details		Events are ticketed, venues record contact details of all patrons			Jurisdictional cap on numbers	Service providers closer than 1.5m wear masks.	National freight movement is supported	
Jurisdictional cap on numbers									Localised outbreaks contained	

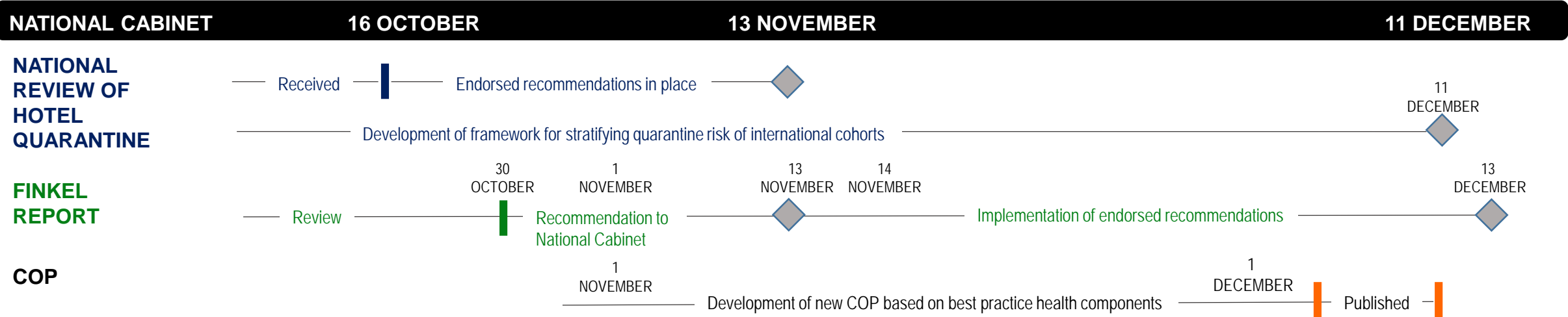
STEP 3: COVID NORMAL

Target Date: Christmas 2020

No restrictions on gatherings, stay 1.5m apart, stay home if unwell and get tested	Education centres open	Retail stores open	All venues, including food courts, are open for dining adhering to the 1.5 metres social distancing between groups	Events over 500 people require approval from the relevant state/territory authority. Events under 500 people can proceed with a COVIDSafe plan	All events and venues are open with social distancing of 1.5 metres	Gatherings at venues adhere to social distancing of 1.5 metres	No restrictions, stay 1.5m apart when possible, stay home if unwell and get tested	All establishments allowed to open, stay 1.5 metres apart	Removal of domestic border restrictions. Free movement between areas with no community transmission of COVID-19 should be permitted	Quarantine free international travel with New Zealand and other low risk cohorts.
Unless otherwise advised by public health advice return to your workplace	Primary and secondary schools open as per state and territory plans	Retail stores and shopping centre managers have COVIDSafe plans	Venues record contact details of all patrons for tracing purposes	Events are ticketed, venues record contact details of all patrons	Events are ticketed, venues record contact details of all patrons	Accommodation venues record contact details of all patrons for tracing purposes	Every gathering records contact details	Service providers closer than 1.5m wear masks.	International student and seasonal worker pilot programs expand.	
	Participate in international student pilot programs, as appropriate	Auctions/open homes can have gatherings in accordance with 2 or 4 square metre rule, recording of contact details						Record contact details		

←-----Auditing COVIDSafe plans and adherence-----→

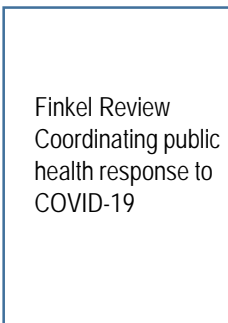
HIGH LEVEL TIMELINE & ADVICE ON NEXT STEPS



National Review of Hotel Quarantine

The findings from the National Review of Hotel Quarantine, led by Jane Halton AO, will be considered at National Cabinet in parallel with this framework.

All jurisdictions should consider the recommendations of the review and implement them as part of their reopening process.



Finkel Review | Coordinating public health response

Dr Alan Finkel AO, has been appointed to lead a review of the systems and operations in all jurisdictions to strengthen capacity and capability to effectively test, trace and isolate COVID-19.

- Outputs from the review will inform a national approach to:
 - Streamlining and measuring national testing, contact tracing, quarantining and isolating, and outbreak management
 - Exchanging data between jurisdictions in a timely and transparent way that supports nationally supported contact tracing and outbreak management
 - Enabling a national standing surge capacity
 - Determine the state of preparedness for an open society and fully-active economy by Christmas.

Ongoing COVID identification and management

In order to monitor and maintain Australia’s national strategy for suppression, various initiatives are underway to support gathering data and evidence including but not limited to:

COVID Testing, monitoring and reporting | information on ongoing clinical testing and clinics is available through jurisdictional websites and the Department of Health. Ongoing reporting and epidemiology form part of a suite of data to inform the national strategy.

Wastewater testing for COVID-19 | various jurisdictions are undertaking wastewater testing, analysis and monitoring as part of a surveillance strategy, particularly for outbreaks and an early warning tool to alert communities to infections.

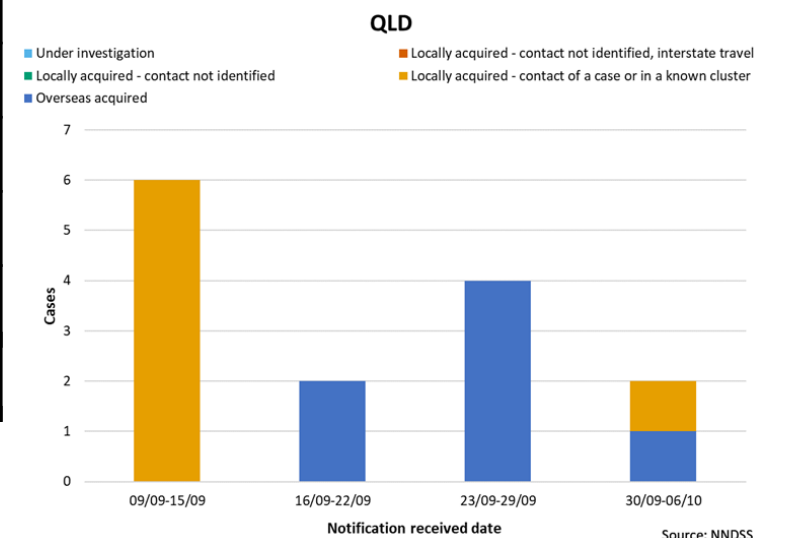
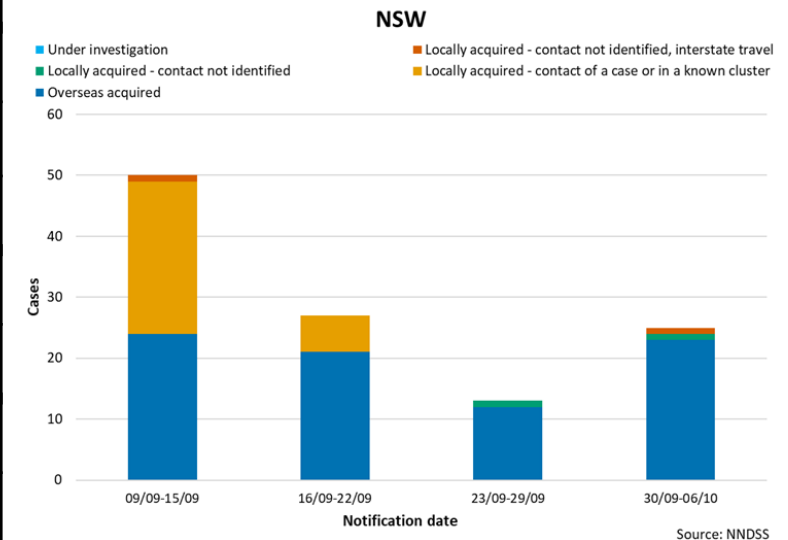
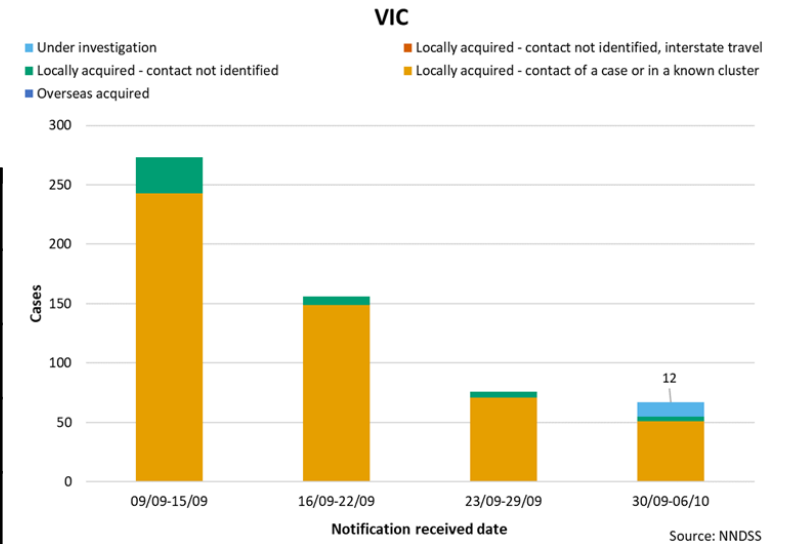
Genome sequencing and tracing | leading research institutes are undertaking genome sequencing to track COVID-19 including viral mutations and provide early warning signals of emerging strains and detection. Australia’s Medical Research Future Fund (MRFF) has provided a \$3.3 million grant through UNSW Sydney’s School of Medical Sciences to establish the network.

COVID-19 vaccine development and testing | the Department of Health lead the COVID-19 Vaccine and Treatment Strategy which supports access to, and delivery of safe and effective COVID-19 vaccines and treatments, as soon as they are available.

Maintain. Monitor and Report
Targeted Adjustments Needed
Harder, Wider, Different Response
No Associated Threshold

Common Operating Picture

Weekly cases by source of acquisition



Metric	National	ACT	NSW	NT	Qld	SA	Tas	Vic	WA	
Cases	New locally acquired cases within state and under investigation in the past 7 days compared to the week prior	70 80	0 0	1 1	0 0	1 0	0 0	0 0	68 78	0 1
	New cases (day of report)	10	0	3	0	0	0	0	6	1
	New interstate acquired cases in the past 7 days compared to the week prior	1 0	0 0	1 0	0 0	0 0	0 0	0 0	0 0	0 0
	New overseas acquired cases in the past 7 days compared to the week prior	33 34	0 0	23 11	0 0	2 4	4 1	0 0	0 0	4 18
	Regional and remote cases in the past 7 days compared to the week prior	0 1	0 0	0 0	0 0	0 0	0 0	0 0	0 1	0 0
	R _{eff} – Effective reproductive number – where there are more than 20 cases in the past 7 days *	Not applicable	< 20 cases	<20 cases	< 20 cases	< 20 cases	< 20 cases	< 20 cases	0.66	< 20 cases
Testing	Tests (sum) in the past 7 days compared to the weekly mean of previous month	214K 301K	1.9K 3.7K	59K 111K	2.4K 2.7K	27K 47K	16K 20K	3.5K 3.6K	85K 95K	18K 16K
	% positive in the past 7 days	0.05%	0.00%	0.04%	0.00%	0.01%	0.02%	0.00%	0.08%	0.02%
	Mean tests per 1,000 population per day in the past 7 days	1.2	0.7	1.0	1.4	0.8	1.4	0.9	1.8	1.0
Aged Care	Number of cases reported in residents in RACF in the past 7 days compared to the week prior	1 2	0 0	0 0	0 0	0 0	0 0	0 0	1 2	0 0
	Number of cases reported in staff in RACF past 7 days compared to the week prior	6 16	0 0	0 0	0 0	0 0	0 0	0 0	6 16	0 0
Capacity	Number and proportion of outstanding case notifications (>24 hours since health department notified of positive result)	0 (0%)	No cases	0 (0%)	No cases	No cases	0 (0%)	No cases	0 (0%)	No cases
	Number and proportion of outstanding case interviews (>24 hours since health department notified of positive result)	0 (0%)	No cases	0 (0%)	No cases	No cases	0 (0%)	No cases	0 (0%)	No cases
	Number and proportion of identified close contacts awaiting notification (>48 hours since health department notified of positive result)	0 (0%)	No cases	0 (0%)	No cases	No cases	No cases	No cases	0 (0%)	0 (0%)
	Public health workforce status including own surge capacity (Qualitative measure, within capacity, under strain, saturated)	Within capacity	Within capacity	Within capacity	Within capacity	Within capacity	Within capacity	Within capacity	Within capacity	Within capacity
	% of occasions that test to notification is within 2 days	100.0%	No cases	100.0%	No cases	100.0%	100.0%	No cases	100.0%	100.0%
	ICU due to COVID-19	4 (0%)	0 (0%)	1 (0%)	0 (0%)	1 (0%)	0 (0%)	0 (0%)	2 (0%)	0 (0%)
TP	ICU capacity – open, staffed and equipped beds (pre-surge)	2001	22	855	10	345	168	51	436	114
	Modelled state-wide transmission - based on current settings and behaviours *	Not applicable	1.12	0.93	1.57	1.04	1.08	1.30	0.59	1.33

Data presented are as at 7 October 2020
Where there is an '*' these data are as at 2 October 2020

Please refer to page 12 for further details and resources

Traffic light classification for cases

Metric	Green	Amber	Red	Rationale
New locally acquired within state and under investigation in the past 7 days compared to the week prior	<ul style="list-style-type: none"> <50 cases per day nationally, limited geographic spread Rate of <0.2/100,000 population per week calculated into number for each state 	<ul style="list-style-type: none"> 50 – 100 cases per day nationally Rate 0.2 – 0.4/100,000 population per week calculated into number for each state 	<ul style="list-style-type: none"> >100 cases per day nationally Rate >0.4/100,000 population per week calculated into number for each state 	Managing a very small number of new COVID-19 infections is possible, however as numbers increase, intervention is required to ensure new cases do not outstrip testing, tracing and health system capacity. Any new locally acquired or under investigation case is concerning
New locally acquired – interstate travel in the past 7 days compared to the week prior	<ul style="list-style-type: none"> <50 cases per day nationally, limited geo spread Rate of <0.2/100,000 population per week calculated into number for each state 	<ul style="list-style-type: none"> 50 – 100 cases per day nationally Rate 0.2 – 0.4/100 population per week calculated into number for each state 	<ul style="list-style-type: none"> >100 cases per day nationally Rate >0.4/100,000 population per week calculated into number for each state 	Managing a very small number of new COVID-19 infections is possible, however as numbers increase, intervention is required to ensure new cases do not outstrip testing, tracing and health system capacity.
New overseas acquired cases in the past 7 days compared to the week prior	<ul style="list-style-type: none"> Rate <0.04/100,000 population per week calculated into number for each state 	<ul style="list-style-type: none"> Rate 0.04 - 0.06/100,000 population per week calculated into number for each state 	<ul style="list-style-type: none"> Rate >0.06/100,000 population per week calculated into number for each state 	Seeding of cases is more likely with a higher rate of importation. The rate is lower than above because arrivals are in supervised quarantine.
Regional and remote cases in the past 7 days compared to the week prior (Based on ABS area classification mechanism. Includes very remote, remote, and outer regional postcodes)	<ul style="list-style-type: none"> <0.04/100,000 population per week (Represents <10 cases nationally) 	<ul style="list-style-type: none"> 0.04-0.06/100,000 population per week (Represents <10 cases nationally) 	<ul style="list-style-type: none"> >=0.06/100,000 population per week (Represents >=10 cases nationally) 	<p>Threat of outbreak – outbreak is extending and covering a greater geographical area.</p> <p>Health system capacity – regional communities have a large proportion of elderly and vulnerable people and less health care resources.</p>
Reff – Effective reproductive number – where there are more than 20 cases in the past 7 days	<20% probability that Reff is >1	20% - 49% probability that Reff is > 1	50% probability that Reff is >1	In areas with active cases, an Reff greater than one indicates unlikely to control/decrease new case numbers. This means the outbreak is expected to continue to grow.

Reference numbers by state and territory by rate

Application	Australia	ACT	NSW	NT	Qld	SA	Tas	Vic	WA
Outer regional and remote cases and overseas acquired	rate 100,000	0.04	0.04	0.04	0.04	0.04	0.04	0.04	0.04
	Week	71	1	23	1	14	5	1	19
Locally acquired (all)	rate 100,000	0.06	0.06	0.06	0.06	0.06	0.06	0.06	0.06
	Week	107	2	34	1	21	7	2	28
Population	rate 100,000	0.2	0.2	0.2	0.2	0.2	0.2	0.2	0.2
	Week	356	6	114	3	72	25	7	93
Population	rate 100,000	0.4	0.4	0.4	0.4	0.4	0.4	0.4	0.4
	Week	713	12	227	7	143	49	15	186
Population	25,464,116	428,100	8,118,000	245,600	5,115,500	1,756,500	535,500	6,629,900	2,630,600

Traffic light classification for testing

Metric	Green	Amber	Red	Rationale
Tests (sum) in the past 7 days compared to the week prior	Modelling is underway to determine optimal testing rates for populations with community transmission and populations with no community transmission. Declines in testing rates (*), especially where there is no community transmission, should be interpreted with caution. Testing recommendations currently advise and prioritise testing of anyone with acute respiratory illness (ARI) symptoms; if community rates of ARI are low this will affect the number of people presenting for testing.			
% positive in the past 7 days compared to the week prior	% positive below 0.25%	% positive 0.25% to 0.5%	% positive >0.5%	Assuming testing rates remain high and well distributed, amber or red indicate that the incidence of COVID-19 in the community is increasing and intervention could be required.
Mean tests per 1,000 population per day in the past 7 days	Modelling is underway to determine optimal testing rates for populations with community transmission and populations with no community transmission.			

Traffic light classification for cases in aged care facilities

Metric	Green	Amber	Red	Rationale
Number of cases reported in residents in RACF in the past 7 days compared to the week prior	No facilities with resident cases	The number of cases in residents is not zero. Compared to the week prior, case numbers have: <ul style="list-style-type: none"> increased by less than or equal to ten; or decreased by greater than or equal to ten. 	Compared to the week prior, the number of cases in residents has: <ul style="list-style-type: none"> increased by greater than ten; or decreased by less than ten 	Residents within aged care facilities are particularly vulnerable to COVID-19. Any number of facilities with active resident cases should require concern (amber).
Number of cases reported in staff in RACF in the past 7 days compared to the week prior	No facilities with staff cases	The number of cases in staff is not zero. Compared to the week prior, case numbers have: <ul style="list-style-type: none"> increased by less than or equal to ten; or decreased by greater than or equal to ten. 	Compared to the week prior, the number of cases in staff has: <ul style="list-style-type: none"> increased by greater than ten; or decreased by less than ten 	Aged care staff are in close contact with many aged care residents. An infectious staff member has the potential to transmit COVID-19 to a large number of vulnerable residents (who in turn have a higher mortality rate).

Traffic light classification for capacity

Metric	Green	Amber	Red	Rationale
Number and proportion of outstanding case notifications (>24 hours since health department notified of positive result)	Zero	Proportion: >0-5%	Proportion: >5%	Rapid contact of cases enables disease control by early isolation and quarantine
Number and proportion of outstanding case interviews (>24 hours since health department notified of a positive result)	Zero	Proportion: >0-5%	Proportion: >5%	Rapid contact of cases enables disease control by early isolation and quarantine
Number and proportion of known contacts awaiting notification (>48 hours since health department notified of a positive result)	Zero	Proportion: >0-5%	Proportion: >5%	Rapid contact of contacts enables disease control by early quarantine
Public Health Workforce Status including own surge capacity	Within capacity	Under strain	Saturated	Qualitative measure for this encompasses many aspects of the response, each of which can be a critical point
Timeliness of test notification for positive results	>90 % reported within 2 days	75-90% reported within 2 days	<75% reported within 2 days	This is the turn around time from the time the test is taken, transported to a suitable laboratory, test conducted and results reported to the health department. Results within 2 days enables early identification of contacts from cases, and ensures that cases are in isolation.
ICU due to COVID-19 (pre-surge)	<15% of available ICU beds are COVID patients	15 – 29% of available ICU beds are COVID patients	> 30% ICU beds are COVID patients >30% ICU beds go to surge	An indicator of when surge capacity is going to be needed to support patients with COVID-19 in ICU.

Data sources and additional resources

The Communicable Diseases Network Australia (CDNA) and the Australian Health Protection Principal Committee (AHPPC) have informed the traffic light thresholds in the operating picture. Data are sourced from:

- the National Notifiable Diseases Surveillance System (NNDSS);
- the Critical Health Resource Information System;
- aged care facility report;
- modelling; and
- daily reports from state and territory health departments.

Most metrics use a rate or proportion rather than a raw number, to account for variability between state and territory populations.

Due to the dynamic nature of jurisdictional daily reports and thus NNDSS data, data in this report are subject to retrospective revision and may vary from data reported in published NNDSS reports and reports of notification data by states and territories.

Additional resources

Daily updates: <https://www.health.gov.au/news/health-alerts/novel-coronavirus-2019-ncov-health-alert/coronavirus-covid-19-current-situation-and-case-numbers>
 Fortnightly epidemiology report: https://www1.health.gov.au/internet/main/publishing.nsf/Content/novel_coronavirus_2019_ncov_weekly_epidemiology_reports_australia_2020.htm